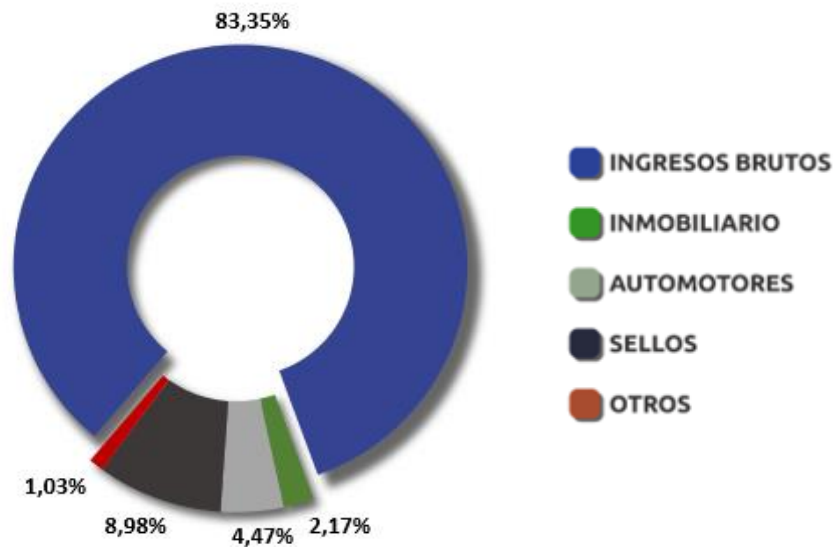


## MAYO 2025

### RECAUDACIÓN TRIBUTARIA Y NO TRIBUTARIA

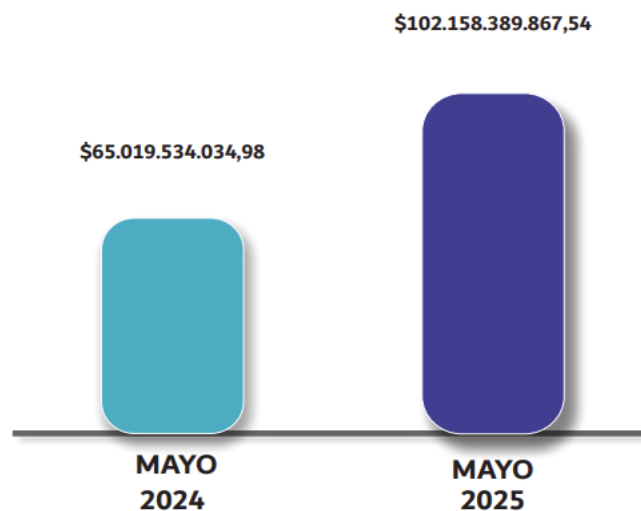
IMPUESTO	RECAUDACIÓN	%
INGRESOS BRUTOS	\$ 21.988.441.541,44	83,35%
SELLOS	\$ 2.368.654.867,06	8,98%
INMOBILIARIO	\$ 572.468.506,88	2,17%
AUTOMOTORES	\$ 1.178.592.624,37	4,47%
PLANES / MORATORIAS	\$ 2.733.338,92	0,01%
MORATORIA IMP. PROVINCIALES	\$ 47.800.762,36	0,18%
<b>SUBTOTAL</b>	<b>\$ 26.158.691.641,03</b>	<b>99,15%</b>
RECAUDACIÓN NO TRIBUTARIA	\$ 223.306.534,77	0,85%
<b>SUBTOTAL</b>	<b>\$ 223.306.534,77</b>	<b>0,85%</b>
<b>TOTAL</b>	<b>\$ 26.381.998.175,80</b>	<b>100%</b>



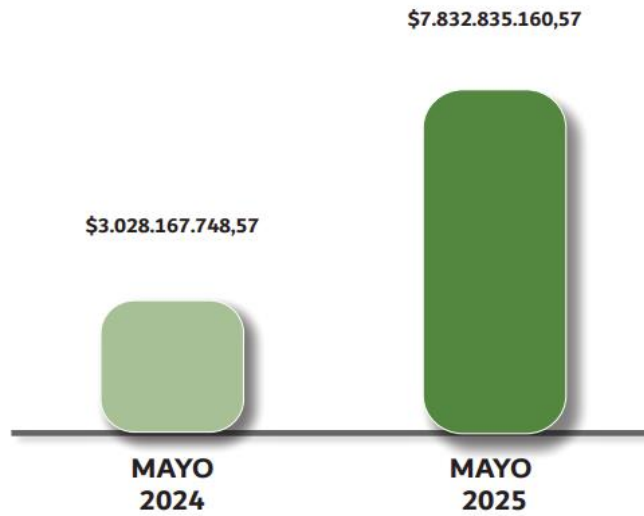
### COMPARACIÓN RECAUDACIÓN ACUMULADA MAYO 2024 Y MAYO 2025

TRIBUTOS	RECAUDACIÓN ACUMULADA		DIFERENCIA	
	may-24	may-25	may/24 - may/25	%
INGRESOS BRUTOS	\$ 65.019.534.034,98	\$ 102.158.389.867,54	\$ 37.138.855.832,56	57,12%
INMOBILIARIO	\$ 3.028.167.748,57	\$ 7.832.835.160,57	\$ 4.804.667.412,00	158,67%
SELLOS	\$ 4.885.816.140,80	\$ 11.835.100.616,38	\$ 6.949.284.475,58	142,23%
AUTOMOTORES	\$ 5.731.789.706,87	\$ 10.449.376.785,05	\$ 4.717.587.078,18	82,31%
<b>Sub Total IMPUESTOS</b>	<b>\$ 78.665.307.631,22</b>	<b>\$ 132.275.702.429,54</b>	<b>\$ 53.610.394.798,32</b>	<b>68,15%</b>
TASAS ADMINISTRATIVAS Y OTROS	\$ 610.038.894,37	\$ 1.018.192.134,32	\$ 408.153.239,95	66,91%
LEY VIII-507-2006- FDO AGROPECUARIO	\$ 36.800,19	\$ -	\$ 36.800,19	-
<b>Sub Total TASAS Y OTROS</b>	<b>\$ 610.075.694,56</b>	<b>\$ 1.018.192.134,32</b>	<b>\$ 408.116.439,76</b>	<b>66,90%</b>
<b>Total sin Planes / Moratorias</b>	<b>\$ 79.275.383.325,78</b>	<b>\$ 133.293.894.563,86</b>	<b>\$ 54.018.511.238,08</b>	<b>68,14%</b>
PLANES ESPECIALES - MORATORIA	\$ 20.444.861,89	\$ 15.497.124,89	-\$ 4.947.737,00	-24,20%
MORATORIA IMP. PROV Ley 1116-2024	\$ 1.120.813.348,85	\$ 376.049.189,74	-\$ 744.764.159,11	-66,45%
<b>Sub Total</b>	<b>\$ 1.141.258.210,74</b>	<b>\$ 391.546.314,63</b>	<b>-\$ 749.711.896,11</b>	<b>-65,69%</b>
<b>TOTAL GENERAL</b>	<b>\$ 80.416.641.536,52</b>	<b>\$ 133.685.440.878,49</b>	<b>\$ 53.268.799.341,97</b>	<b>66,24%</b>

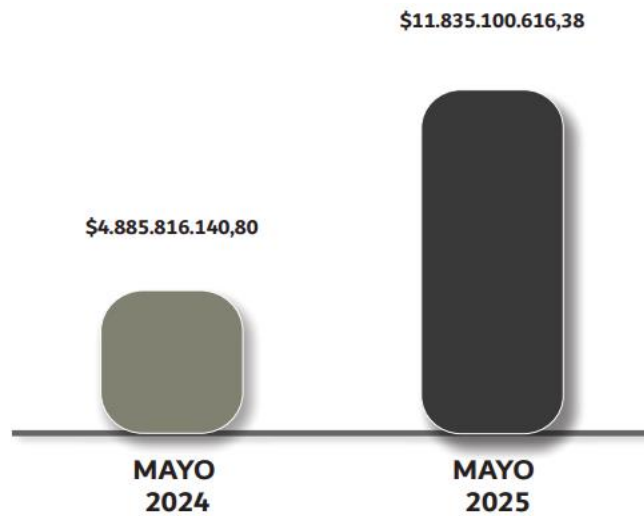
### INGRESOS BRUTOS



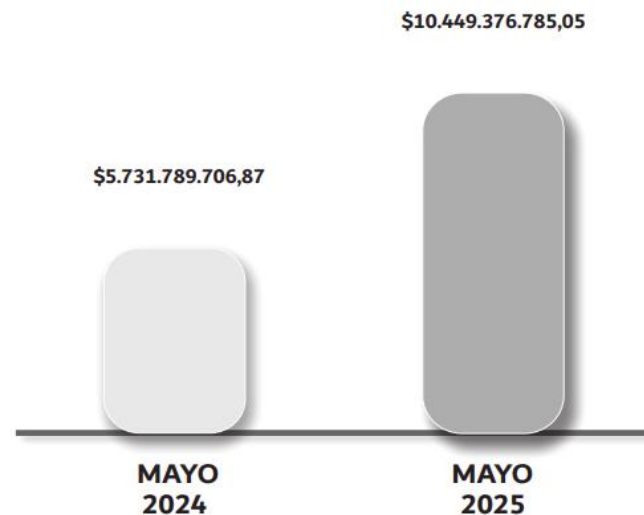
### INMOBILIARIO



### SELLOS



### AUTOMOTORES





RECAUDACIÓN ACUMULADA A MAYO 2024	RECAUDACIÓN ACUMULADA A MAYO 2025
\$ 80.416.641.536,52	\$ 133.685.440.878,49