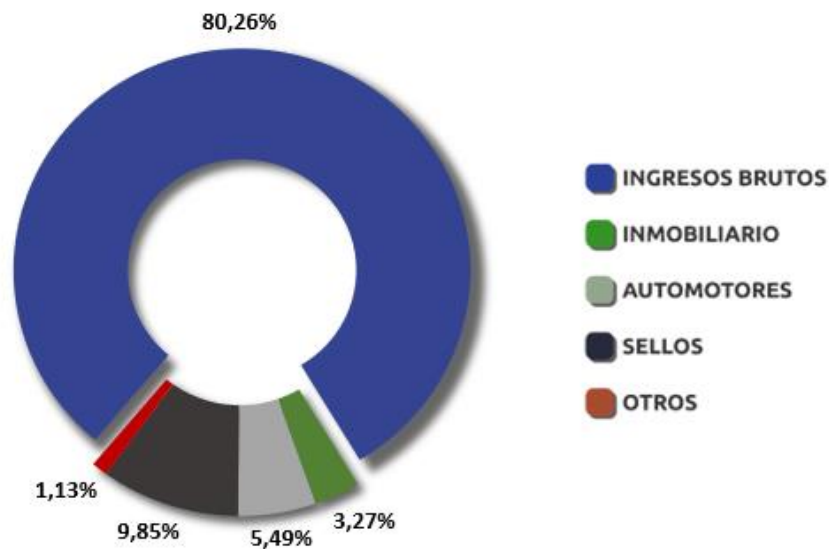


ABRIL 2025

RECAUDACIÓN TRIBUTARIA Y NO TRIBUTARIA

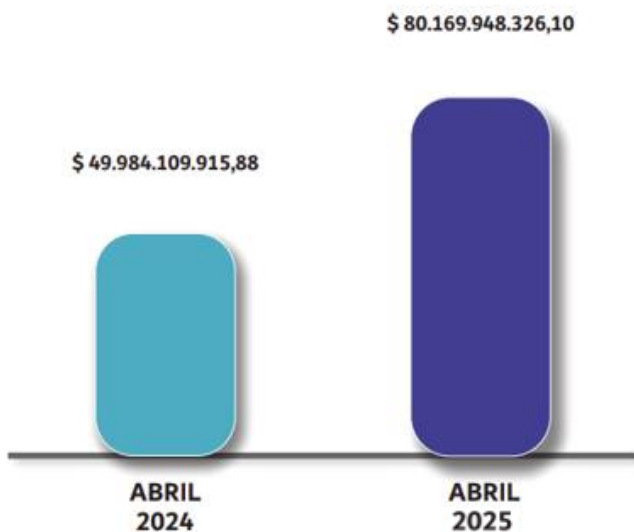
IMPUESTO	RECAUDACIÓN	%
INGRESOS BRUTOS	\$ 19.746.578.335,30	80,26%
SELLOS	\$ 2.424.056.760,86	9,85%
INMOBILIARIO	\$ 803.789.155,16	3,27%
AUTOMOTORES	\$ 1.350.629.592,94	5,49%
PLANES / MORATORIAS	\$ 2.793.591,89	0,01%
MORATORIA IMP. PROVINCIALES	\$ 52.156.660,23	0,21%
SUBTOTAL	\$ 24.380.004.096,38	99,10%
RECAUDACIÓN NO TRIBUTARIA	\$ 222.609.814,66	0,90%
SUBTOTAL	\$ 222.609.814,66	0,90%
TOTAL	\$ 24.602.613.911,04	100%



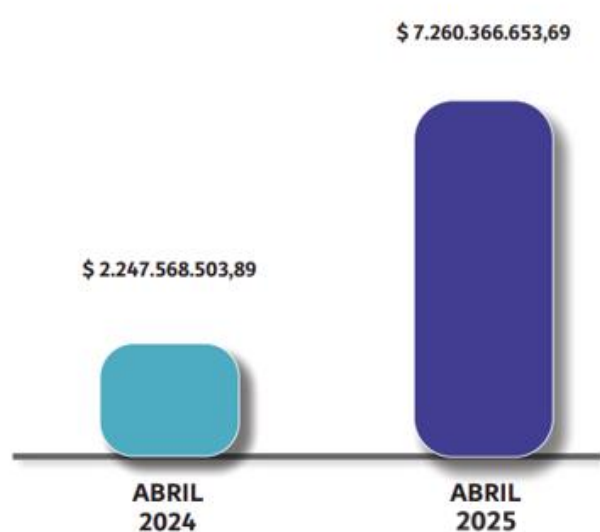
COMPARACIÓN RECAUDACIÓN ACUMULADA ABRIL 2024 Y ABRIL 2025

TRIBUTOS	RECAUDACIÓN ACUMULADA		DIFERENCIA	
	abr-24	abr-25	abr/24 - abr/25	%
INGRESOS BRUTOS	\$ 49.984.109.915,88	\$ 80.169.948.326,10	\$ 30.185.838.410,22	60,39%
IMMOBILIARIO	\$ 2.247.568.503,89	\$ 7.260.366.653,69	\$ 5.012.798.149,80	223,03%
SELLOS	\$ 3.680.694.882,95	\$ 9.466.445.749,32	\$ 5.785.750.866,37	157,19%
AUTOMOTORES	\$ 4.821.335.906,36	\$ 9.270.784.160,68	\$ 4.449.448.254,32	92,29%
Sub Total IMPUESTOS	\$ 60.733.709.209,08	\$ 106.167.544.889,79	\$ 45.433.835.680,71	74,81%
TASAS ADMINISTRATIVAS Y OTROS	\$ 454.657.482,74	\$ 835.460.727,28	\$ 380.803.244,54	83,76%
Sub Total TASAS Y OTROS	\$ 454.657.482,74	\$ 835.460.727,28	\$ 380.803.244,54	83,76%
Total sin Planes / Moratorias	\$ 61.188.366.691,82	\$ 107.003.005.617,07	\$ 45.814.638.925,25	74,87%
PLANES ESPECIALES - MORATORIA	\$ 17.082.697,28	\$ 12.763.785,97	-\$ 4.318.911,31	-25,28%
MORATORIA IMP. PROV Ley 1116-2024	\$ 212.481.680,66	\$ 328.248.427,38	\$ 115.766.746,72	-
Sub Total	\$ 229.564.377,94	\$ 341.012.213,35	\$ 111.447.835,41	-
TOTAL GENERAL	\$ 61.417.931.069,76	\$ 107.344.017.830,42	\$ 45.926.086.760,66	74,78%

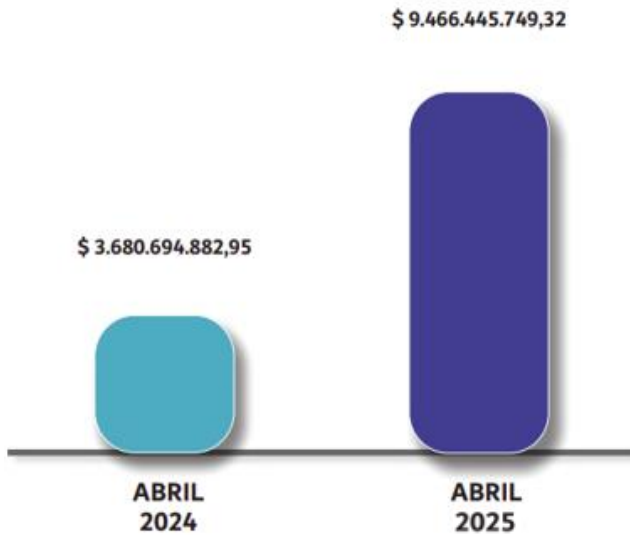
INGRESOS BRUTOS



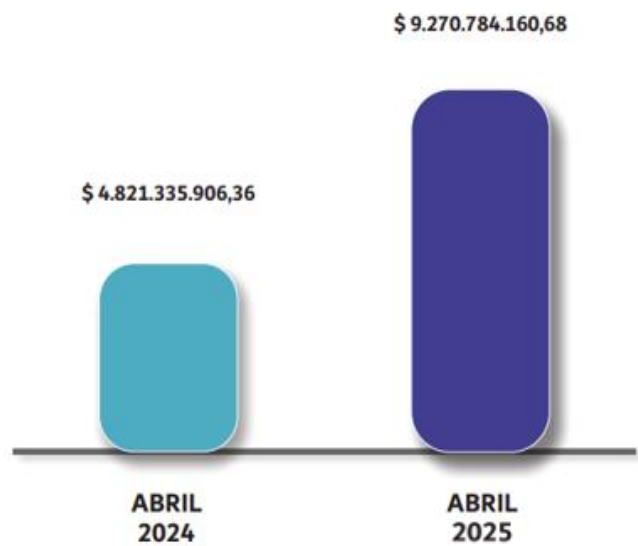
INMOBILIARIO



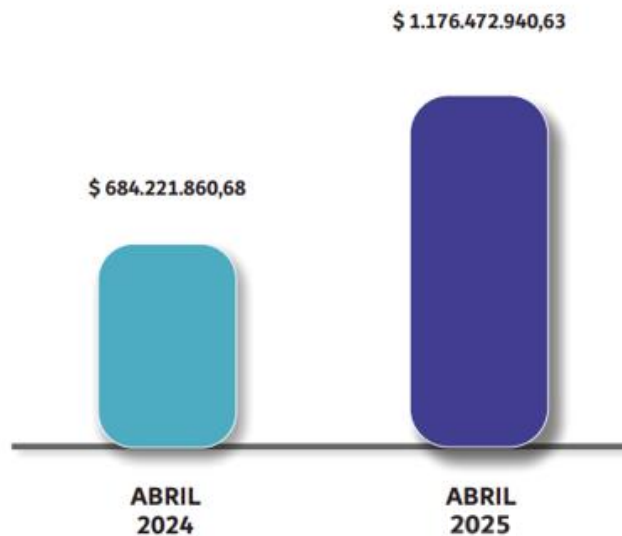
SELLOS



AUTOMOTORES



OTROS TRIBUTOS



RECAUDACIÓN ACUMULADA A ABRIL 2024	RECAUDACIÓN ACUMULADA A ABRIL 2025
\$ 61.417.931.069,76	\$ 107.344.017.830,42